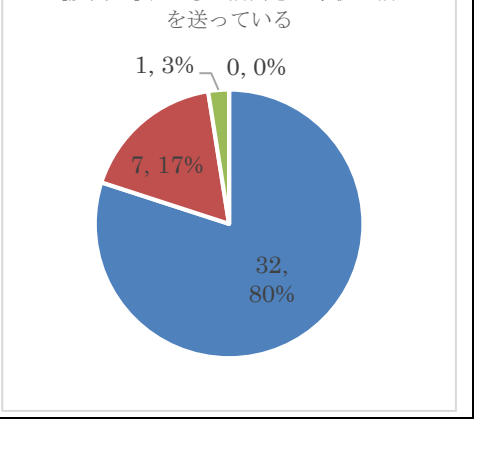
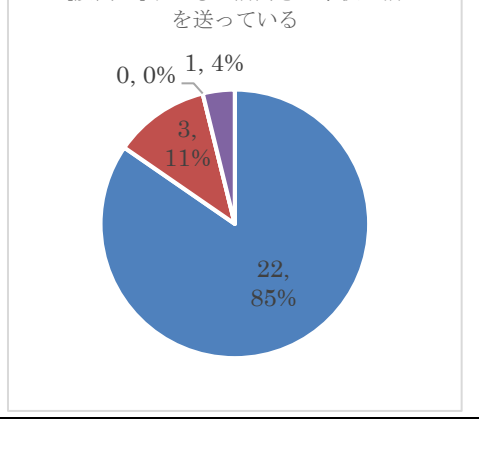
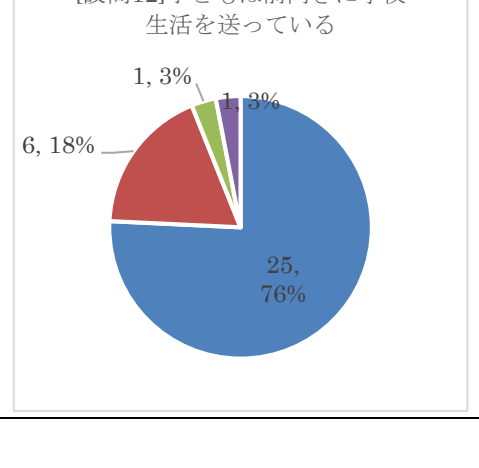
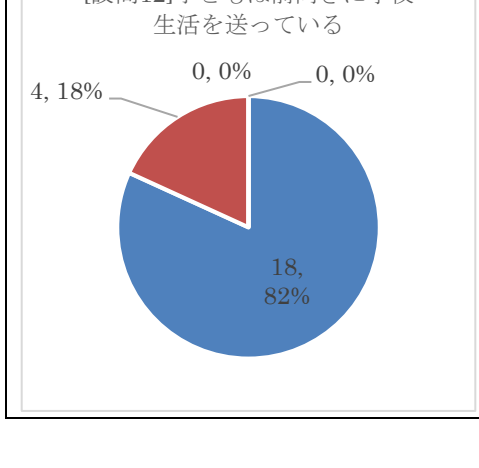
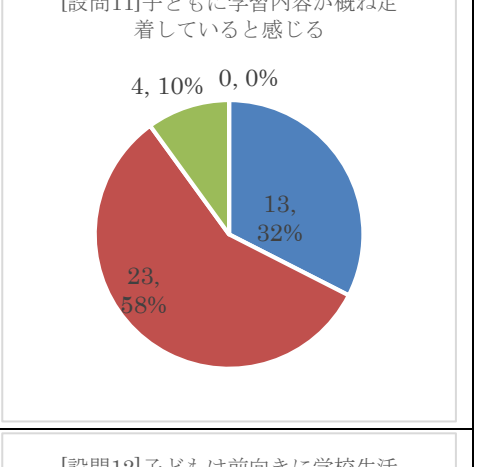
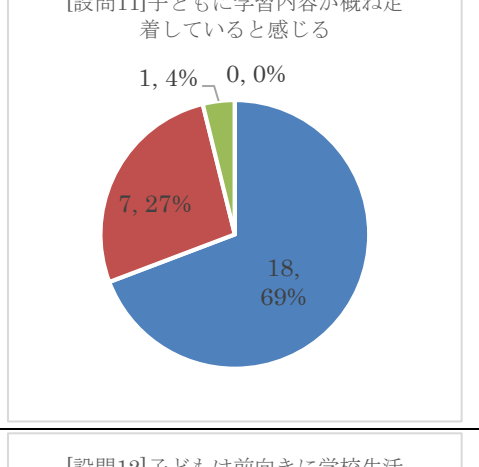
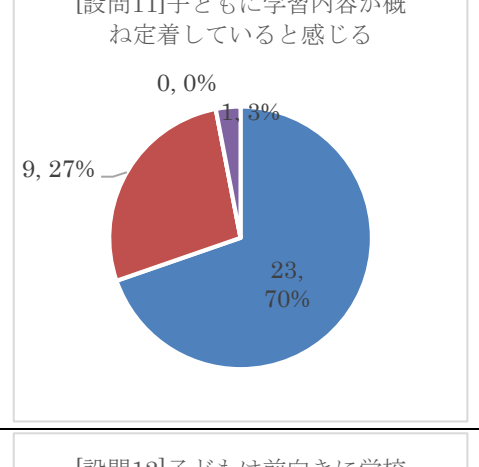
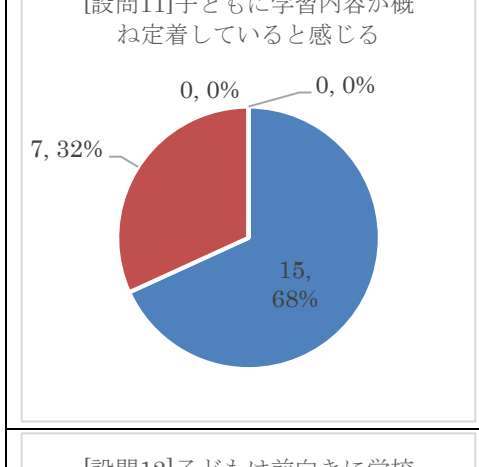
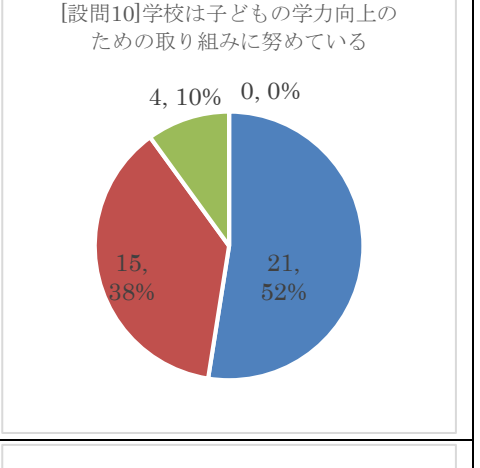
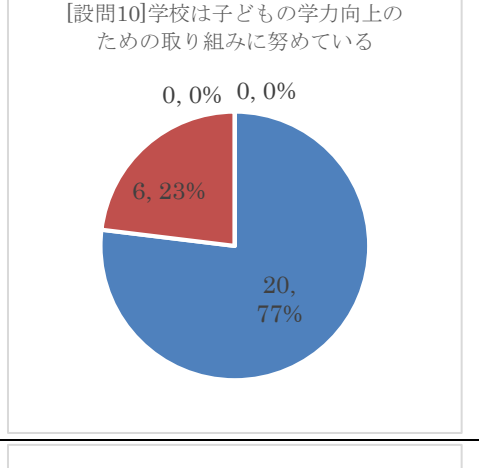
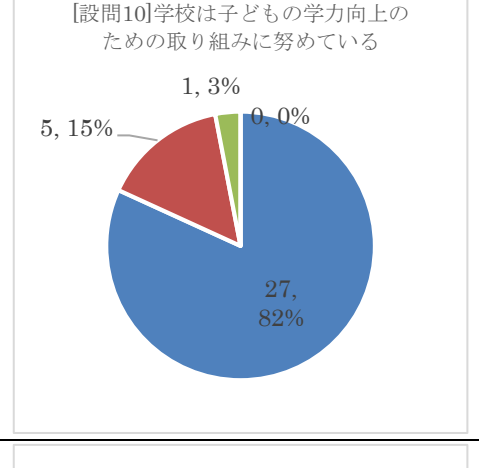
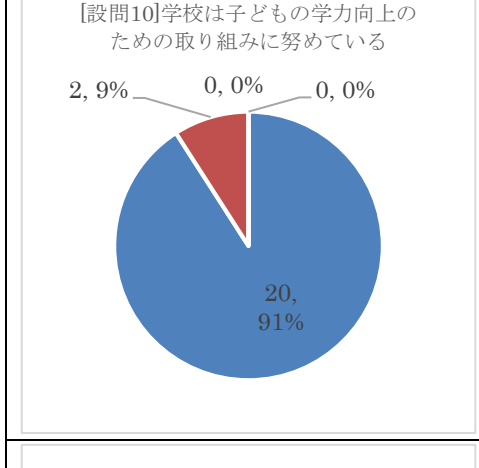
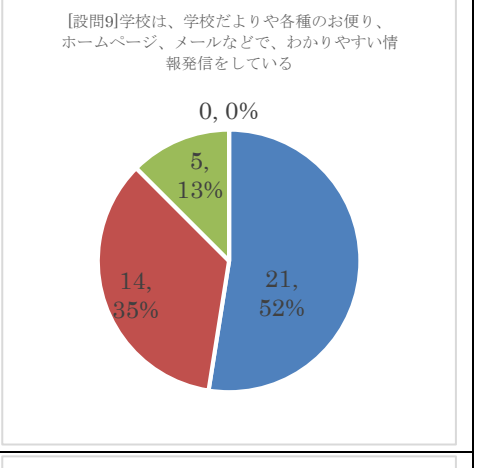
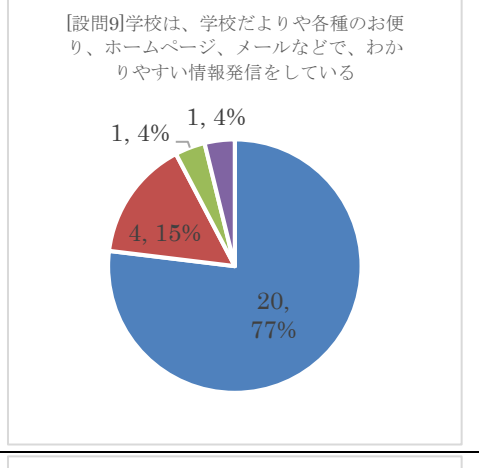
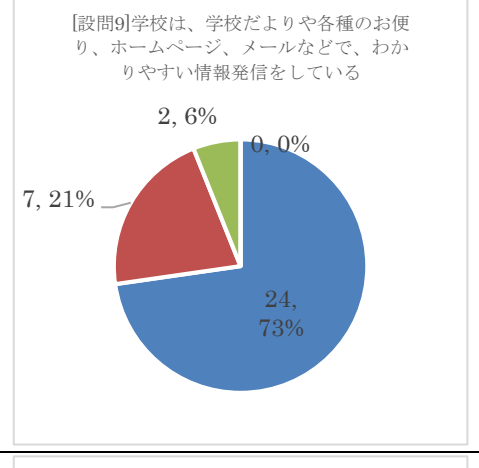
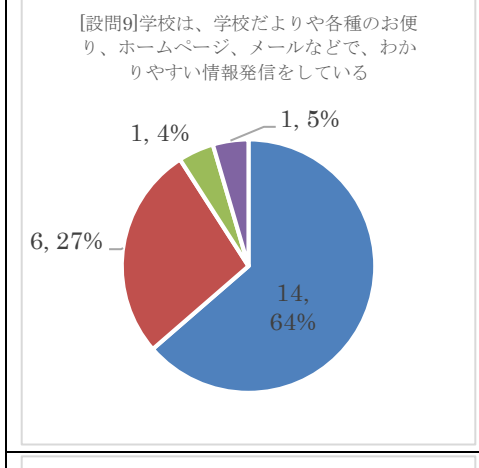
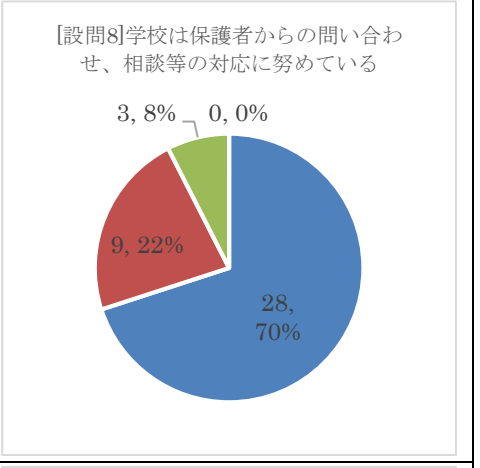
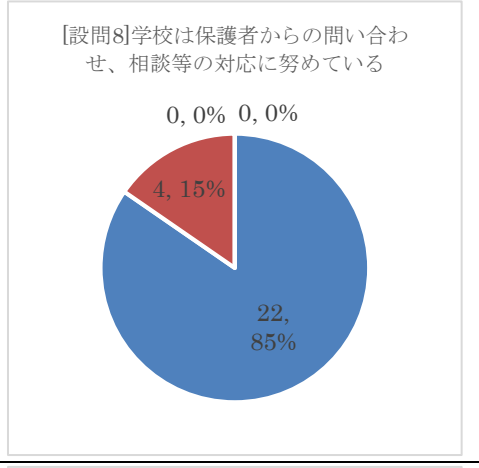
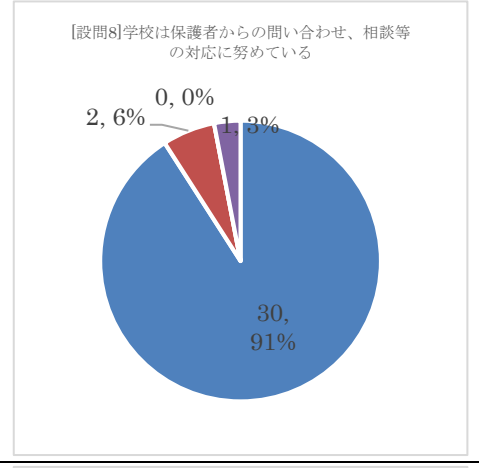
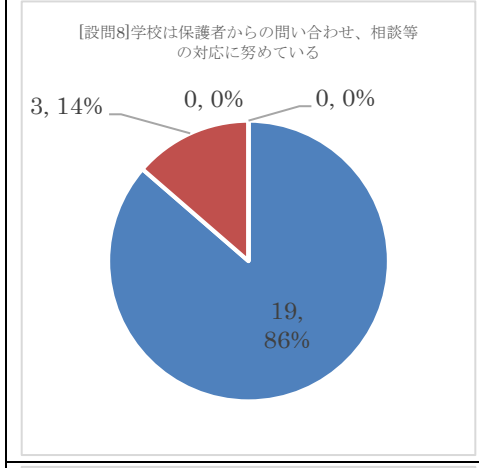
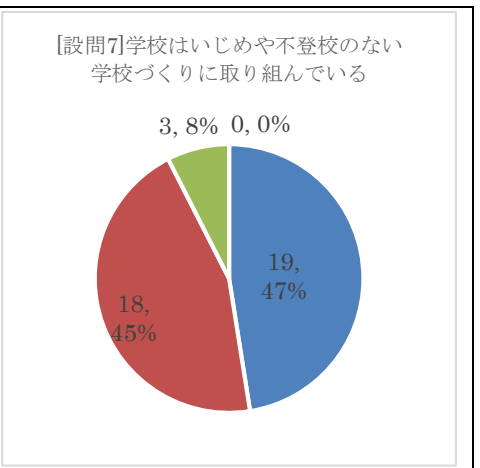
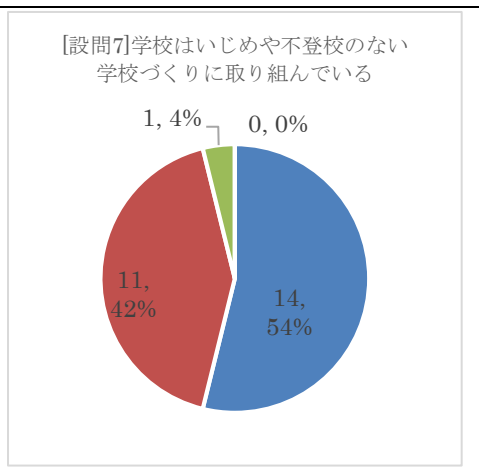
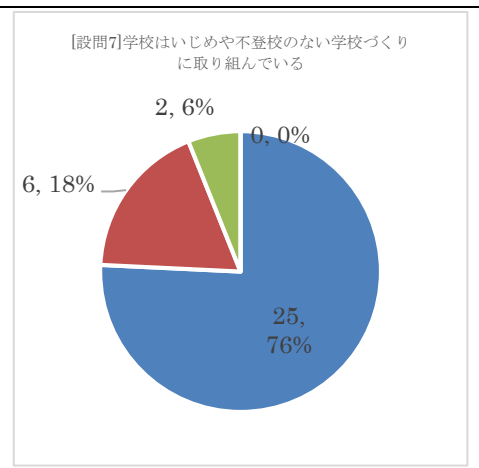
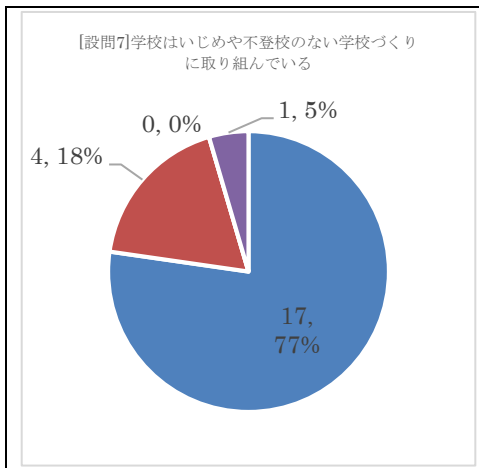


1年生 22/40(55%)	2年生 33/47(70.2%)	3年生 26/43(60.5%)	4年生 40/55(72.7%)																																																												
<p>【設問1】本校の教育目的、教育目標について、保護者として共感している</p> <table border="1"> <tr><th>Category</th><th>Count</th><th>Percentage</th></tr> <tr><td>Blue</td><td>21</td><td>95%</td></tr> <tr><td>Red</td><td>1</td><td>5%</td></tr> <tr><td>Green</td><td>0</td><td>0%</td></tr> <tr><td>Purple</td><td>0</td><td>0%</td></tr> </table>	Category	Count	Percentage	Blue	21	95%	Red	1	5%	Green	0	0%	Purple	0	0%	<p>【設問1】本校の教育目的、教育目標について、保護者として共感している</p> <table border="1"> <tr><th>Category</th><th>Count</th><th>Percentage</th></tr> <tr><td>Blue</td><td>29</td><td>88%</td></tr> <tr><td>Red</td><td>4</td><td>12%</td></tr> <tr><td>Green</td><td>0</td><td>0%</td></tr> <tr><td>Purple</td><td>0</td><td>0%</td></tr> </table>	Category	Count	Percentage	Blue	29	88%	Red	4	12%	Green	0	0%	Purple	0	0%	<p>【設問1】本校の教育目的、教育目標について、保護者として共感している</p> <table border="1"> <tr><th>Category</th><th>Count</th><th>Percentage</th></tr> <tr><td>Blue</td><td>22</td><td>85%</td></tr> <tr><td>Red</td><td>4</td><td>15%</td></tr> <tr><td>Green</td><td>0</td><td>0%</td></tr> <tr><td>Purple</td><td>0</td><td>0%</td></tr> </table>	Category	Count	Percentage	Blue	22	85%	Red	4	15%	Green	0	0%	Purple	0	0%	<p>【設問1】本校の教育目的、教育目標について、保護者として共感している</p> <table border="1"> <tr><th>Category</th><th>Count</th><th>Percentage</th></tr> <tr><td>Blue</td><td>29</td><td>72%</td></tr> <tr><td>Red</td><td>11</td><td>28%</td></tr> <tr><td>Green</td><td>0</td><td>0%</td></tr> <tr><td>Purple</td><td>0</td><td>0%</td></tr> </table>	Category	Count	Percentage	Blue	29	72%	Red	11	28%	Green	0	0%	Purple	0	0%
Category	Count	Percentage																																																													
Blue	21	95%																																																													
Red	1	5%																																																													
Green	0	0%																																																													
Purple	0	0%																																																													
Category	Count	Percentage																																																													
Blue	29	88%																																																													
Red	4	12%																																																													
Green	0	0%																																																													
Purple	0	0%																																																													
Category	Count	Percentage																																																													
Blue	22	85%																																																													
Red	4	15%																																																													
Green	0	0%																																																													
Purple	0	0%																																																													
Category	Count	Percentage																																																													
Blue	29	72%																																																													
Red	11	28%																																																													
Green	0	0%																																																													
Purple	0	0%																																																													
<p>【設問2】学校は「力のつく元気な学校」である</p> <table border="1"> <tr><th>Category</th><th>Count</th><th>Percentage</th></tr> <tr><td>Blue</td><td>16</td><td>73%</td></tr> <tr><td>Red</td><td>5</td><td>23%</td></tr> <tr><td>Green</td><td>0</td><td>0%</td></tr> <tr><td>Purple</td><td>1</td><td>4%</td></tr> </table>	Category	Count	Percentage	Blue	16	73%	Red	5	23%	Green	0	0%	Purple	1	4%	<p>【設問2】学校は「力のつく元気な学校」である</p> <table border="1"> <tr><th>Category</th><th>Count</th><th>Percentage</th></tr> <tr><td>Blue</td><td>25</td><td>76%</td></tr> <tr><td>Red</td><td>6</td><td>18%</td></tr> <tr><td>Green</td><td>2</td><td>6%</td></tr> <tr><td>Purple</td><td>0</td><td>0%</td></tr> </table>	Category	Count	Percentage	Blue	25	76%	Red	6	18%	Green	2	6%	Purple	0	0%	<p>【設問2】学校は「力のつく元気な学校」である</p> <table border="1"> <tr><th>Category</th><th>Count</th><th>Percentage</th></tr> <tr><td>Blue</td><td>18</td><td>69%</td></tr> <tr><td>Red</td><td>6</td><td>23%</td></tr> <tr><td>Green</td><td>2</td><td>8%</td></tr> <tr><td>Purple</td><td>0</td><td>0%</td></tr> </table>	Category	Count	Percentage	Blue	18	69%	Red	6	23%	Green	2	8%	Purple	0	0%	<p>【設問2】学校は「力のつく元気な学校」である</p> <table border="1"> <tr><th>Category</th><th>Count</th><th>Percentage</th></tr> <tr><td>Blue</td><td>22</td><td>55%</td></tr> <tr><td>Red</td><td>16</td><td>40%</td></tr> <tr><td>Green</td><td>2</td><td>5%</td></tr> <tr><td>Purple</td><td>0</td><td>0%</td></tr> </table>	Category	Count	Percentage	Blue	22	55%	Red	16	40%	Green	2	5%	Purple	0	0%
Category	Count	Percentage																																																													
Blue	16	73%																																																													
Red	5	23%																																																													
Green	0	0%																																																													
Purple	1	4%																																																													
Category	Count	Percentage																																																													
Blue	25	76%																																																													
Red	6	18%																																																													
Green	2	6%																																																													
Purple	0	0%																																																													
Category	Count	Percentage																																																													
Blue	18	69%																																																													
Red	6	23%																																																													
Green	2	8%																																																													
Purple	0	0%																																																													
Category	Count	Percentage																																																													
Blue	22	55%																																																													
Red	16	40%																																																													
Green	2	5%																																																													
Purple	0	0%																																																													
<p>【設問3】学校は保護者と連携した教育に努めている</p> <table border="1"> <tr><th>Category</th><th>Count</th><th>Percentage</th></tr> <tr><td>Blue</td><td>15</td><td>68%</td></tr> <tr><td>Red</td><td>6</td><td>27%</td></tr> <tr><td>Green</td><td>1</td><td>5%</td></tr> <tr><td>Purple</td><td>0</td><td>0%</td></tr> </table>	Category	Count	Percentage	Blue	15	68%	Red	6	27%	Green	1	5%	Purple	0	0%	<p>【設問3】学校は保護者と連携した教育に努めている</p> <table border="1"> <tr><th>Category</th><th>Count</th><th>Percentage</th></tr> <tr><td>Blue</td><td>23</td><td>70%</td></tr> <tr><td>Red</td><td>7</td><td>21%</td></tr> <tr><td>Green</td><td>3</td><td>9%</td></tr> <tr><td>Purple</td><td>0</td><td>0%</td></tr> </table>	Category	Count	Percentage	Blue	23	70%	Red	7	21%	Green	3	9%	Purple	0	0%	<p>【設問3】学校は保護者と連携した教育に努めている</p> <table border="1"> <tr><th>Category</th><th>Count</th><th>Percentage</th></tr> <tr><td>Blue</td><td>19</td><td>73%</td></tr> <tr><td>Red</td><td>5</td><td>19%</td></tr> <tr><td>Green</td><td>2</td><td>8%</td></tr> <tr><td>Purple</td><td>0</td><td>0%</td></tr> </table>	Category	Count	Percentage	Blue	19	73%	Red	5	19%	Green	2	8%	Purple	0	0%	<p>【設問3】学校は保護者と連携した教育に努めている</p> <table border="1"> <tr><th>Category</th><th>Count</th><th>Percentage</th></tr> <tr><td>Blue</td><td>20</td><td>50%</td></tr> <tr><td>Red</td><td>16</td><td>40%</td></tr> <tr><td>Green</td><td>3</td><td>7%</td></tr> <tr><td>Purple</td><td>1</td><td>3%</td></tr> </table>	Category	Count	Percentage	Blue	20	50%	Red	16	40%	Green	3	7%	Purple	1	3%
Category	Count	Percentage																																																													
Blue	15	68%																																																													
Red	6	27%																																																													
Green	1	5%																																																													
Purple	0	0%																																																													
Category	Count	Percentage																																																													
Blue	23	70%																																																													
Red	7	21%																																																													
Green	3	9%																																																													
Purple	0	0%																																																													
Category	Count	Percentage																																																													
Blue	19	73%																																																													
Red	5	19%																																																													
Green	2	8%																																																													
Purple	0	0%																																																													
Category	Count	Percentage																																																													
Blue	20	50%																																																													
Red	16	40%																																																													
Green	3	7%																																																													
Purple	1	3%																																																													
<p>【設問4】学校は子どもの人権を大切にし、一人一人に応じた指導に努めている</p> <table border="1"> <tr><th>Category</th><th>Count</th><th>Percentage</th></tr> <tr><td>Blue</td><td>17</td><td>77%</td></tr> <tr><td>Red</td><td>4</td><td>18%</td></tr> <tr><td>Green</td><td>0</td><td>0%</td></tr> <tr><td>Purple</td><td>1</td><td>5%</td></tr> </table>	Category	Count	Percentage	Blue	17	77%	Red	4	18%	Green	0	0%	Purple	1	5%	<p>【設問4】学校は子どもの人権を大切にし、一人一人に応じた指導に努めている</p> <table border="1"> <tr><th>Category</th><th>Count</th><th>Percentage</th></tr> <tr><td>Blue</td><td>25</td><td>76%</td></tr> <tr><td>Red</td><td>6</td><td>18%</td></tr> <tr><td>Green</td><td>1</td><td>3%</td></tr> <tr><td>Purple</td><td>1</td><td>3%</td></tr> </table>	Category	Count	Percentage	Blue	25	76%	Red	6	18%	Green	1	3%	Purple	1	3%	<p>【設問4】学校は子どもの人権を大切にし、一人一人に応じた指導に努めている</p> <table border="1"> <tr><th>Category</th><th>Count</th><th>Percentage</th></tr> <tr><td>Blue</td><td>17</td><td>65%</td></tr> <tr><td>Red</td><td>7</td><td>27%</td></tr> <tr><td>Green</td><td>2</td><td>8%</td></tr> <tr><td>Purple</td><td>0</td><td>0%</td></tr> </table>	Category	Count	Percentage	Blue	17	65%	Red	7	27%	Green	2	8%	Purple	0	0%	<p>【設問4】学校は子どもの人権を大切にし、一人一人に応じた指導に努めている</p> <table border="1"> <tr><th>Category</th><th>Count</th><th>Percentage</th></tr> <tr><td>Blue</td><td>21</td><td>52%</td></tr> <tr><td>Red</td><td>16</td><td>40%</td></tr> <tr><td>Green</td><td>3</td><td>8%</td></tr> <tr><td>Purple</td><td>0</td><td>0%</td></tr> </table>	Category	Count	Percentage	Blue	21	52%	Red	16	40%	Green	3	8%	Purple	0	0%
Category	Count	Percentage																																																													
Blue	17	77%																																																													
Red	4	18%																																																													
Green	0	0%																																																													
Purple	1	5%																																																													
Category	Count	Percentage																																																													
Blue	25	76%																																																													
Red	6	18%																																																													
Green	1	3%																																																													
Purple	1	3%																																																													
Category	Count	Percentage																																																													
Blue	17	65%																																																													
Red	7	27%																																																													
Green	2	8%																																																													
Purple	0	0%																																																													
Category	Count	Percentage																																																													
Blue	21	52%																																																													
Red	16	40%																																																													
Green	3	8%																																																													
Purple	0	0%																																																													
<p>【設問5】学校は子どもの悩みや相談に対応し、解決に努めている</p> <table border="1"> <tr><th>Category</th><th>Count</th><th>Percentage</th></tr> <tr><td>Blue</td><td>18</td><td>82%</td></tr> <tr><td>Red</td><td>3</td><td>14%</td></tr> <tr><td>Green</td><td>0</td><td>0%</td></tr> <tr><td>Purple</td><td>1</td><td>4%</td></tr> </table>	Category	Count	Percentage	Blue	18	82%	Red	3	14%	Green	0	0%	Purple	1	4%	<p>【設問5】学校は子どもの悩みや相談に対応し、解決に努めている</p> <table border="1"> <tr><th>Category</th><th>Count</th><th>Percentage</th></tr> <tr><td>Blue</td><td>26</td><td>79%</td></tr> <tr><td>Red</td><td>4</td><td>12%</td></tr> <tr><td>Green</td><td>2</td><td>6%</td></tr> <tr><td>Purple</td><td>1</td><td>3%</td></tr> </table>	Category	Count	Percentage	Blue	26	79%	Red	4	12%	Green	2	6%	Purple	1	3%	<p>【設問5】学校は子どもの悩みや相談に対応し、解決に努めている</p> <table border="1"> <tr><th>Category</th><th>Count</th><th>Percentage</th></tr> <tr><td>Blue</td><td>16</td><td>62%</td></tr> <tr><td>Red</td><td>10</td><td>38%</td></tr> <tr><td>Green</td><td>0</td><td>0%</td></tr> <tr><td>Purple</td><td>0</td><td>0%</td></tr> </table>	Category	Count	Percentage	Blue	16	62%	Red	10	38%	Green	0	0%	Purple	0	0%	<p>【設問5】学校は子どもの悩みや相談に対応し、解決に努めている</p> <table border="1"> <tr><th>Category</th><th>Count</th><th>Percentage</th></tr> <tr><td>Blue</td><td>20</td><td>50%</td></tr> <tr><td>Red</td><td>17</td><td>42%</td></tr> <tr><td>Green</td><td>3</td><td>8%</td></tr> <tr><td>Purple</td><td>0</td><td>0%</td></tr> </table>	Category	Count	Percentage	Blue	20	50%	Red	17	42%	Green	3	8%	Purple	0	0%
Category	Count	Percentage																																																													
Blue	18	82%																																																													
Red	3	14%																																																													
Green	0	0%																																																													
Purple	1	4%																																																													
Category	Count	Percentage																																																													
Blue	26	79%																																																													
Red	4	12%																																																													
Green	2	6%																																																													
Purple	1	3%																																																													
Category	Count	Percentage																																																													
Blue	16	62%																																																													
Red	10	38%																																																													
Green	0	0%																																																													
Purple	0	0%																																																													
Category	Count	Percentage																																																													
Blue	20	50%																																																													
Red	17	42%																																																													
Green	3	8%																																																													
Purple	0	0%																																																													
<p>【設問6】学校は安全に配慮し、事故防止に努めている</p> <table border="1"> <tr><th>Category</th><th>Count</th><th>Percentage</th></tr> <tr><td>Blue</td><td>19</td><td>86%</td></tr> <tr><td>Red</td><td>1</td><td>4%</td></tr> <tr><td>Green</td><td>1</td><td>5%</td></tr> <tr><td>Purple</td><td>1</td><td>5%</td></tr> </table>	Category	Count	Percentage	Blue	19	86%	Red	1	4%	Green	1	5%	Purple	1	5%	<p>【設問6】学校は安全に配慮し、事故防止に努めている</p> <table border="1"> <tr><th>Category</th><th>Count</th><th>Percentage</th></tr> <tr><td>Blue</td><td>24</td><td>73%</td></tr> <tr><td>Red</td><td>8</td><td>24%</td></tr> <tr><td>Green</td><td>0</td><td>0%</td></tr> <tr><td>Purple</td><td>1</td><td>3%</td></tr> </table>	Category	Count	Percentage	Blue	24	73%	Red	8	24%	Green	0	0%	Purple	1	3%	<p>【設問6】学校は安全に配慮し、事故防止に努めている</p> <table border="1"> <tr><th>Category</th><th>Count</th><th>Percentage</th></tr> <tr><td>Blue</td><td>18</td><td>69%</td></tr> <tr><td>Red</td><td>7</td><td>27%</td></tr> <tr><td>Green</td><td>0</td><td>0%</td></tr> <tr><td>Purple</td><td>1</td><td>4%</td></tr> </table>	Category	Count	Percentage	Blue	18	69%	Red	7	27%	Green	0	0%	Purple	1	4%	<p>【設問6】学校は安全に配慮し、事故防止に努めている</p> <table border="1"> <tr><th>Category</th><th>Count</th><th>Percentage</th></tr> <tr><td>Blue</td><td>29</td><td>72%</td></tr> <tr><td>Red</td><td>10</td><td>25%</td></tr> <tr><td>Green</td><td>1</td><td>3%</td></tr> <tr><td>Purple</td><td>0</td><td>0%</td></tr> </table>	Category	Count	Percentage	Blue	29	72%	Red	10	25%	Green	1	3%	Purple	0	0%
Category	Count	Percentage																																																													
Blue	19	86%																																																													
Red	1	4%																																																													
Green	1	5%																																																													
Purple	1	5%																																																													
Category	Count	Percentage																																																													
Blue	24	73%																																																													
Red	8	24%																																																													
Green	0	0%																																																													
Purple	1	3%																																																													
Category	Count	Percentage																																																													
Blue	18	69%																																																													
Red	7	27%																																																													
Green	0	0%																																																													
Purple	1	4%																																																													
Category	Count	Percentage																																																													
Blue	29	72%																																																													
Red	10	25%																																																													
Green	1	3%																																																													
Purple	0	0%																																																													





数字はデータの個数、パーセントの順です